



HEXANOMY

TRANSFER PRICING SOLUTIONS




www.hexanomy.com

About Us

DATABASE AND TOOLS

We are trusted by tax authorities, international consulting companies and multinational enterprises globally..



500+ Clients

We are trusted by tax authorities, international consulting companies and multinational enterprises globally.




50+ Countries

Our databases are used by organizations globally.



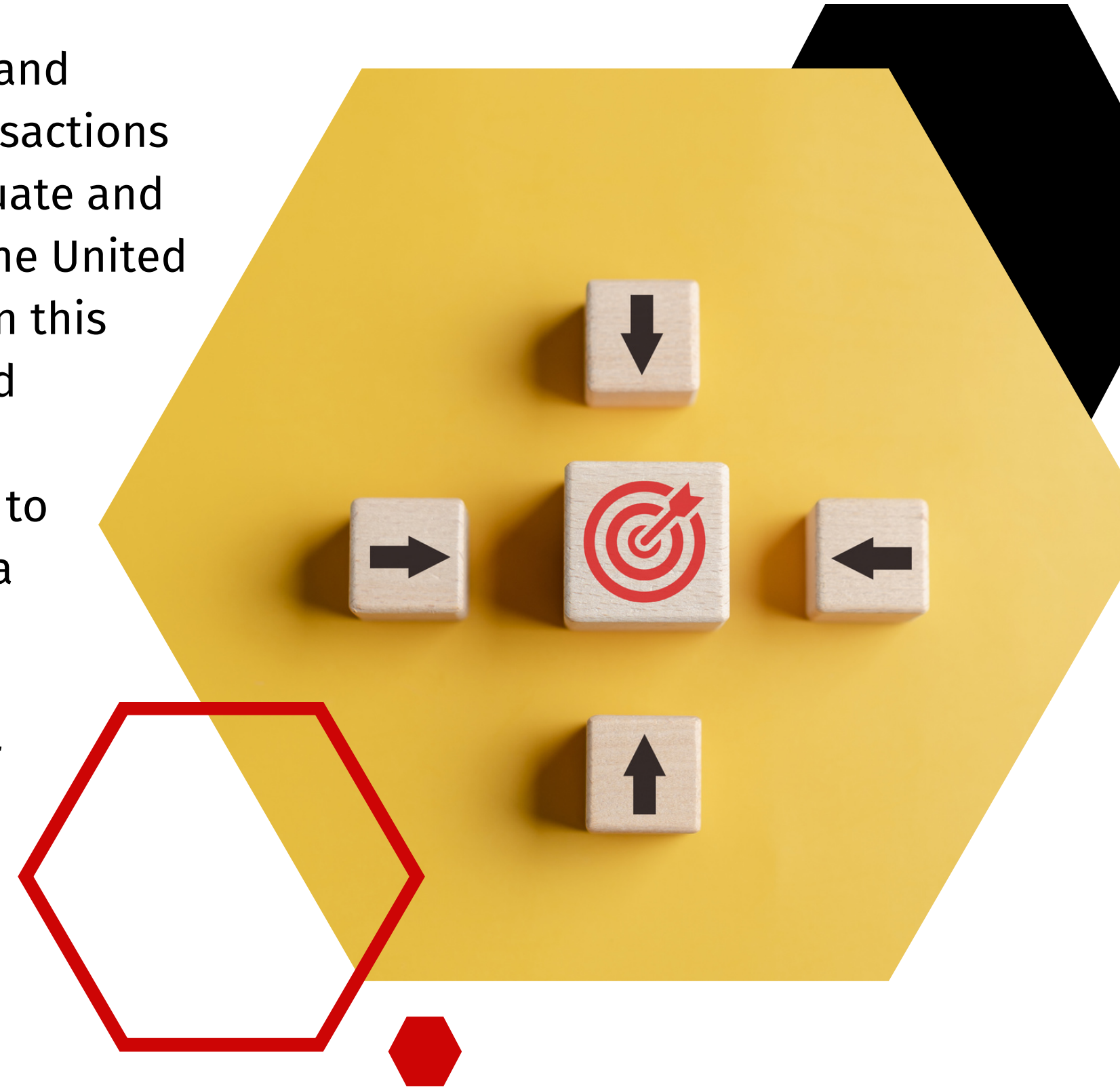
2020

Hexanomy started



OBJECTIVE

As the landscape of international trade undergoes transformation and globalization becomes increasingly localized, the frequency of transactions among related parties rises. This shift prompts countries to reevaluate and realign their Transfer Pricing regulations, with global entities like the United Nations, OECD, and the European Union playing a significant role. In this dynamic environment, where tax authorities are adopting advanced knowledge engineering tools and fostering seamless information exchange between internal departments and external jurisdictions to determine arm's length prices, the identification of third-party data supporting Transfer Prices among related parties becomes crucial. Hexanomy is dedicated to assisting taxpayers in sourcing credible, comparable, local, and pertinent third-party data to underpin their Transfer Prices. In pursuit of this objective, Hexanomy not only aggregates information from authentic and original sources but also provides robust backing, enabling thorough validation by taxpayers before tax authorities. Hexanomy aims to establish a new standard, approaching transfer pricing with confidence and credibility while staying abreast of the latest international developments.



All-in-One Hub for Transfer Pricing Databases – Where Data Meets Technology!

HEXANOMY HAS 4 DATABASES- COVERING ALL TRANSFER PRICING BENCHMARKING NEED

- Private and public company financials
- Royalty rates
- Loan interest rates
- Service fees

HEXANOMY ALSO HAS FOLLOWING TRANSFER PRICING TOOLS:

- A DEMPE analytics tool
- A credit rating estimation tool

**Our suite of transfer pricing databases and tools allows
transfer pricing analyses for all transaction types.**

WHOLE TRANSFER PRICING PRODUCT

A powerful All-In-One solution for all type of transfer pricing analysis



Royalty rate benchmarking tool
For benchmarking royalty rates



TP Benchmarking Tool:
for performing TNMM Benchmarking studies



Credit Rating Estimation Tool




DEMPE analytics tools



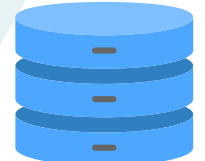
Company Financial Database



Royalty Rates Database



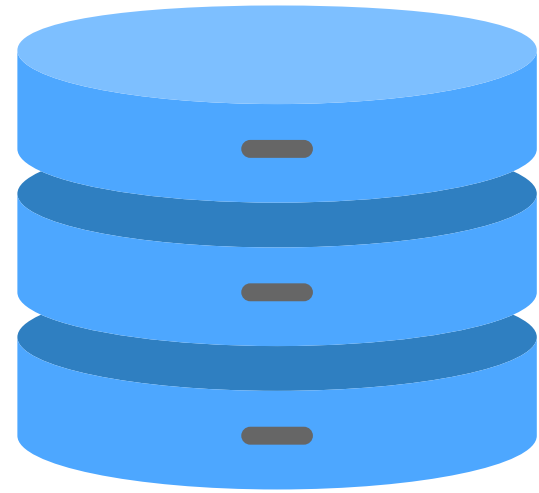
Service Fees Database



Loan Intrest Rate Database

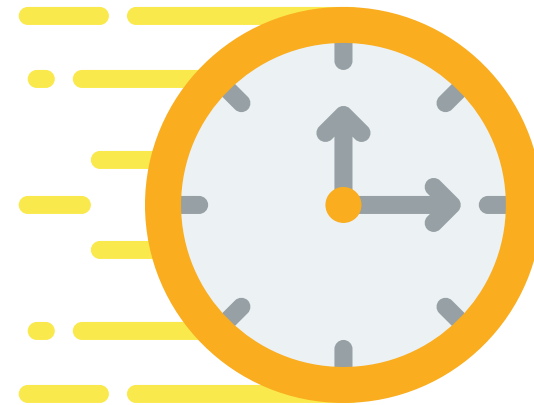


WHOLE TRANSFER PRICING PRODUCT



ONE PLATFORM FOR ALL YOUR TRANSFER PRICING NEEDS

Achieve increasing returns from using a single platform for all your transfer pricing analyses. With one powerful login, you will have all the tools and data you need at your fingertips.



FAST, RELIABLE DATA AND TOOLS

Our range of transfer pricing solutions provide the data and tools you can rely on – just like other leading organizations around the world do.



FLEXIBLE, SIMPLE INTEGRATION

Activate all our solutions, or just the ones you need, with a subscription package tailored to you.
A range of export and download options mean our tools slot right into your process

Main Features of Company Financial Database

Hexanomy offers a superior level of depth and accuracy as the data is sourced from company filings and rigorous check are undertaken before the data is uploaded on the database



Built for transfer pricing TNMM comparables searches



Records from more than 10 million private and public companies



Detailed financials – P&L, balance sheet and financial ratios



20+ Customizable filters for transfer pricing searches



Direct and indirect ownership information and filters



Efficient keyword search and keyword suggestions




NACE/SIC activity code search



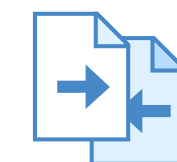
Website addresses and detailed company descriptions



Transfer pricing ratio filtering, e.g. Berry ratio



Searches to be undertaken with greater accuracy with respect to markets, industries and geographies



Comparability checks can be performed by the company description, relevant keywords and activity codes

Unlike other Databases, Hexanomy back-support of Original Data such as Annual Report, screenshots of websites, upon request.

MAIN FEATURE

Royalty Rates Database

Each agreement is manually analyzed for various comparability factors. The database includes detailed DEMPE functional, risk, cost and asset analyses

We do not include duplicates or redacted agreements

Parties to the agreements are checked for independence

The database includes activity descriptions of the licensor and licensee.



COMPARABILITY FACTORS

Type of intellectual property
Industry description
Licensor
Licensor's activities
Licensee
Licensee's activities
Object description
Geographical scope
Agreement date
Effective date
Cessation date
Duration terms
Product limitation

Exclusivity
Usage restrictions
Legal protection
Useful life
Development stage
Enhancements
Future benefits
R&D functions
Marketing functions
R&D control
Protection of intangibles
Quality control
Unsuccessful R&D risks
Unsuccessful marketing risks
Product obsolescence risks
Infringement risks
Product liability risks

Functions costs
Risks costs
Other party costs
R&D costs
Marketing costs
Employee knowledge
Transfer type – rights
Transfer type – intangibles
Transfer type – with goods
Royalty rates
Base
Other payments
Compensation details
Document title
Links to original sources
Patent/trademark number
Patent/trademark synopsis
Patent/trademark image

MAIN FEATURE

Service Fees Database



Detailed data on service agreements for over 30 service types, including distribution, management, agency and procurement



Agreements manually analyzed for a variety of comparability factors



Agreements with 60 types of fees, including sales commissions, management fees, brokerage commissions and agent fees



Agreements with remuneration based on 30 fee bases, including sales, cost, EBITDA and asset value



COMPARABILITY FACTORS

Service Fees Database
Service type Service recipient
Recipient's activities
Service provider
Provider's activities
Service description
Geographical scope
Agreement date
Effective date
Cessation date
Duration terms
Exclusivity
Fee Base
Fee type
Fee summary

Other payments
Remuneration details
Document title
Links to original sources



COMPARABILITY FACTORS

- Agency services
- Accounting Services
- Architectural services
- Asset management services
- Broker services



- Investment banking services
- Leases
- Management consulting services
- Management services
- Placing agency services
- Procurement services
- Property management services

- Buying agency services
- Building construction services
- Construction services
- Construction management
- Consulting services
- Executive services
- Distribution services
- Financial advisory services

- Reinsurance brokerage services
- Reseller services
- Sales agency services
- Solicitation agency services
- Sourcing services
- Technical services
- Technology outsourcing services
- Underwriting services

TYPES OF SERVICE AGREEMENTS

Fee Type

Acquisition fee
Advisory fee
Architect's fee
Asset management fee
Base management fee
Bonus fee
Closeout fee
Commercial management fee
Construction management fee
Construction services fee
Contractor's fee
Corporate overhead reimbursement
Data center fee
Debt financing fee
Development fee
Disposition fee

Fee Type

Acquisition expense
Adjusted invested asset
Aggregate net asset value
Aggregate net income
Average market value
Construction cost
Cost of investment
Cost of work EBITDA
Financing amount
FOB price
Funding Gross cash
Gross equity
Gross income

Industry

Banking
Chemical
Cosmetics Ecology
Electronics
Energy
Engineering
Food
Healthcare
Hospitality
Information technology
Insurance
Loan brokerage
Logistics Mining

Contact Us



+91-8288800341 / +91-8288800381



info@hexanomy.com



www.hexanomy.com



647, Pace City II, Sector 37, Gurugram,
Haryana, India

